

T_EX and Acrobat: better than PowerPoint?

(use PgDn or Enter to move forward)

T_EX and Acrobat: better than PowerPoint?

Microsoft's PowerPoint is the most commonly used application for computer-assisted presentations

(use PgDn or Enter to move forward)

T_EX and Acrobat: better than PowerPoint?

Microsoft's PowerPoint is the most commonly used application for computer-assisted presentations

However, PowerPoint works best with simple text-and-graphics presentations

(use PgDn or Enter to move forward)

$\text{T}_{\text{E}}\text{X}$ and Acrobat: better than PowerPoint?

Microsoft's PowerPoint is the most commonly used application for computer-assisted presentations

However, PowerPoint works best with simple text-and-graphics presentations, not with technical—and especially mathematical—material

(use PgDn or Enter to move forward)

Using T_EX to format the ‘slides’ and Adobe Acrobat to display them (in full-screen mode) provides a viable—and much more mathematics-friendly—alternative

Using T_EX to format the ‘slides’ and Adobe Acrobat to display them (in full-screen mode) provides a viable—and much more mathematics-friendly—alternative

- builds are easily effected

Using T_EX to format the ‘slides’ and Adobe Acrobat to display them (in full-screen mode) provides a viable—and much more mathematics-friendly—alternative

- builds are easily effected
 - ◆ with the usual blobs at various levels

Using $\text{T}_{\text{E}}\text{X}$ to format the ‘slides’ and Adobe Acrobat to display them (in full-screen mode) provides a viable—and much more mathematics-friendly—alternative

- builds are easily effected
 - ◆ with the usual blobs at various levels
 - ★ Acrobat Reader provides transition effects (if you like that kind of thing)

Using $\text{T}_{\text{E}}\text{X}$ to format the ‘slides’ and Adobe Acrobat to display them (in full-screen mode) provides a viable—and much more mathematics-friendly—alternative

- builds are easily effected
 - ◆ with the usual blobs at various levels
 - ★ Acrobat Reader provides transition effects (if you like that kind of thing)
- different backgrounds are possible

- Mathematics can be run inline: imagine solving $\sqrt{x^3 - y} = \cos(3\pi z_\alpha)$ for x !

- Mathematics can be run inline: imagine solving $\sqrt{x^3 - y} = \cos(3\pi z_\alpha)$ for x !
- In PowerPoint, mathematics has to be included as an embedded object or as a graphic, leading to

- Mathematics can be run inline: imagine solving $\sqrt{x^3 - y} = \cos(3\pi z_\alpha)$ for x !
- In PowerPoint, mathematics has to be included as an embedded object or as a graphic, leading to
 - ◆ difficulty getting consistent sizing

- Mathematics can be run inline: imagine solving $\sqrt{x^3 - y} = \cos(3\pi z_\alpha)$ for x !
- In PowerPoint, mathematics has to be included as an embedded object or as a graphic, leading to
 - ◆ difficulty getting consistent sizing
 - ◆ difficulty with alignment

- Mathematics can be run inline: imagine solving $\sqrt{x^3 - y} = \cos(3\pi z_\alpha)$ for x !
- In PowerPoint, mathematics has to be included as an embedded object or as a graphic, leading to
 - ◆ difficulty getting consistent sizing
 - ◆ difficulty with alignment
 - ◆ difficulty with ‘building’ the display of the mathematics

- Builds can be inserted almost anywhere:

- Builds can be inserted almost anywhere: to work through a mathematical calculation—

- Builds can be inserted almost anywhere: to work through a mathematical calculation—

◆ We have $SE = \sqrt{\frac{s_A^2}{n_A} + \frac{s_B^2}{n_B}}$

- Builds can be inserted almost anywhere: to work through a mathematical calculation—

◆ We have

$$SE = \sqrt{\frac{s_A^2}{n_A} + \frac{s_B^2}{n_B}}$$
$$= \sqrt{\frac{(6.8)^2}{75} + \frac{(7.5)^2}{100}}$$

- Builds can be inserted almost anywhere: to work through a mathematical calculation—

◆ We have

$$\begin{aligned} SE &= \sqrt{\frac{s_A^2}{n_A} + \frac{s_B^2}{n_B}} \\ &= \sqrt{\frac{(6.8)^2}{75} + \frac{(7.5)^2}{100}} \\ &= 1.086 \end{aligned}$$

- Builds can be inserted almost anywhere: to work through a mathematical calculation—

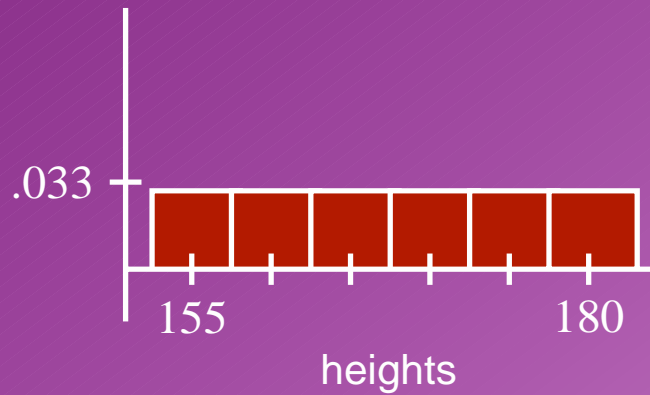
◆ We have

$$SE = \sqrt{\frac{s_A^2}{n_A} + \frac{s_B^2}{n_B}}$$
$$= \sqrt{\frac{(6.8)^2}{75} + \frac{(7.5)^2}{100}}$$
$$= 1.086$$

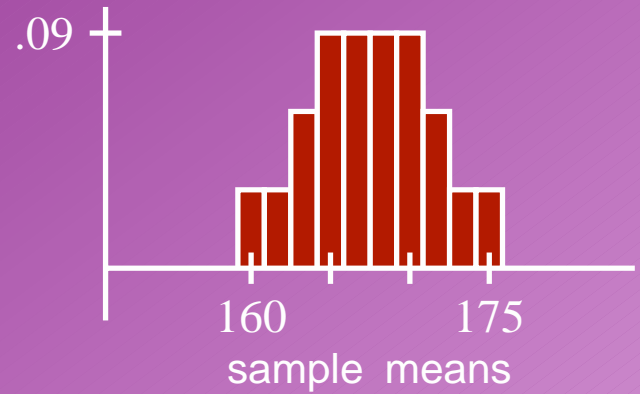
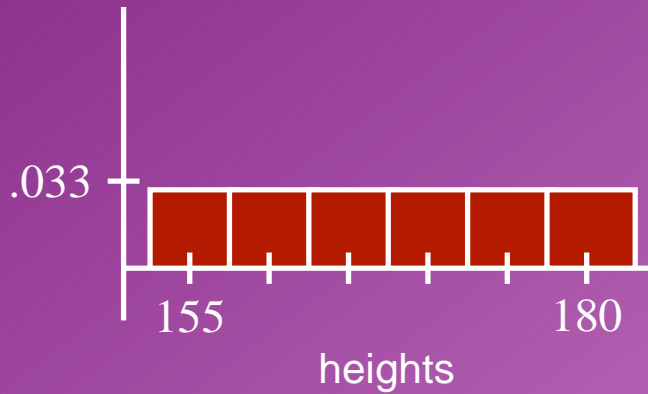
compare $\frac{s_A}{\sqrt{n_A}} = 0.785$

$$\frac{s_B}{\sqrt{n_B}} = 0.750$$

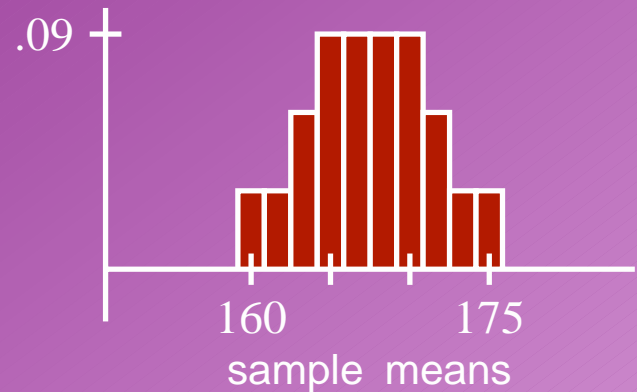
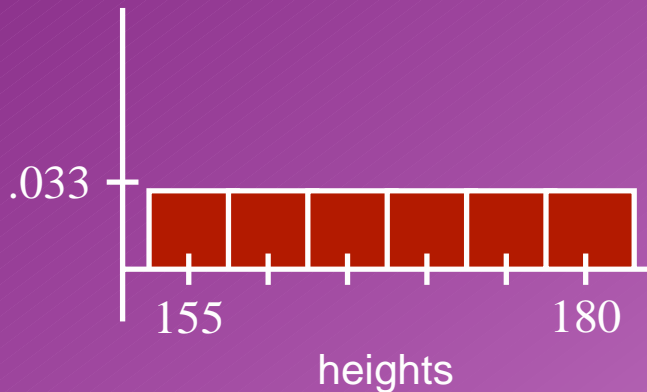
- between two graphics side by side:



- between two graphics side by side:



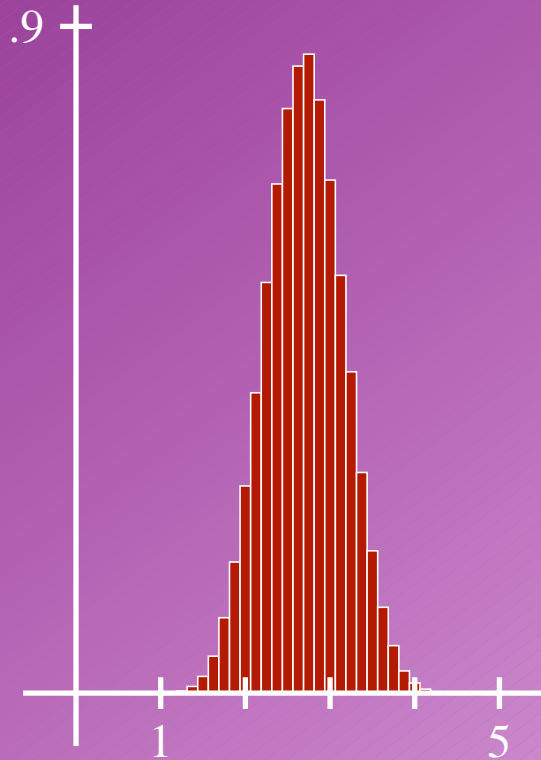
- between two graphics side by side:



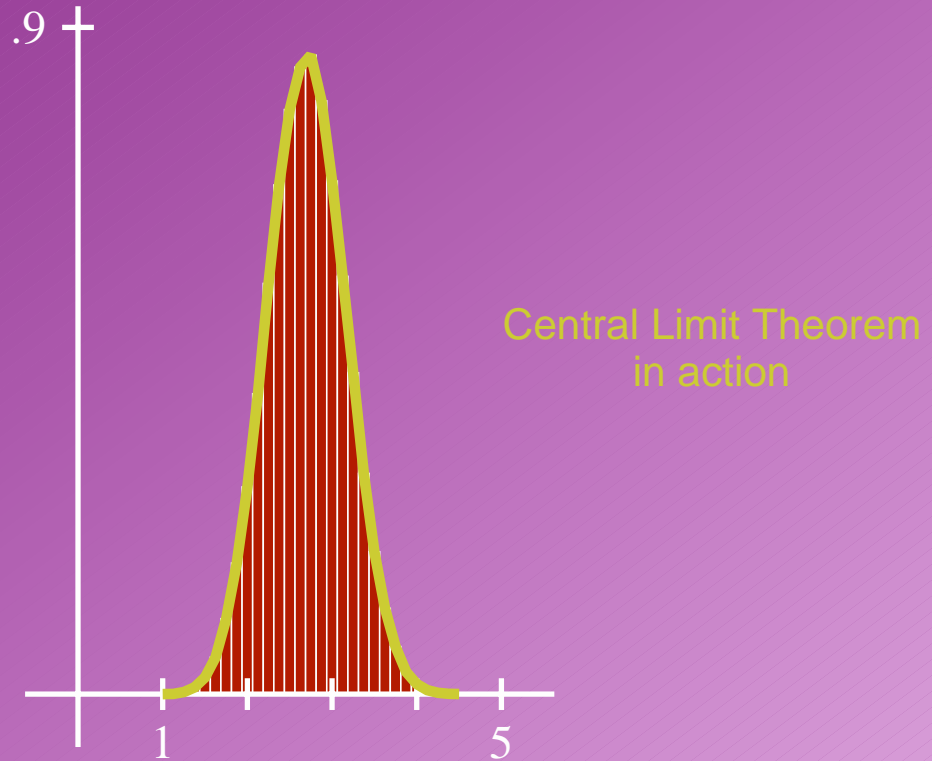
followed by more text

(last time we checked, PowerPoint could build the text then the graphics, or the graphics then the text, but not an arbitrary combination)

- with a bit of effort, in the middle of a graphic:



- with a bit of effort, in the middle of a graphic:



for more dynamic illustrations

- You can incorporate navigation buttons

Click here

- You can incorporate navigation buttons (to gracefully shorten your presentation)

[Click here](#)

- You can incorporate navigation buttons (to gracefully shorten your presentation)
- You can use hyperlinks to external documents (which must be accessible on your system)

[Click here](#)

- You can incorporate navigation buttons (to gracefully shorten your presentation)
- You can use hyperlinks to external documents (which must be accessible on your system)
 - ◆ Another pdf document: **hard copy** for handouts is easy to generate (choice of 6, 2 or 1 slide to a page; colour removed)

[Click here](#)

- You can incorporate navigation buttons (to gracefully shorten your presentation)
- You can use hyperlinks to external documents (which must be accessible on your system)
 - ◆ Another pdf document: **hard copy** for handouts is easy to generate (choice of 6, 2 or 1 slide to a page; colour removed)
 - ◆ Launch another **application** (this won't work unless you own a file called inference.xls)

[Click here](#)

- You can incorporate navigation buttons (to gracefully shorten your presentation)
- You can use hyperlinks to external documents (which must be accessible on your system)
 - ◆ Another pdf document: **hard copy** for handouts is easy to generate (choice of 6, 2 or 1 slide to a page; colour removed)
 - ◆ Launch another **application** (this won't work unless you own a file called inference.xls)
 - ◆ A **webpage**

Click here

The End

(Press CTRL – to go back.

Press ESC to exit Full Screen Mode)